

2023

HAA-GLApHC Fall Harvest Appaloosa Show

Pattern Book



HAA-GLApHC Great Lakes Fall Harvest Show

Western Showmanship (Walk Trot)

Show Date: Sept 8-10, 2023

www.HorseShowPatterns.com

Be ready at A.

1. Walk halfway to B.
2. Trot to and around B as shown.
3. When just past B, walk to judge and set up for inspection.
4. When dismissed, perform a 90 degree turn and walk away.

Follow the instructions of your ring steward.

Walk -----
Trot - - - - -
Back ←=====

Marker (B)
Judge (J)

www.HorseShowPatterns.com

[S/WT-79]

Pattern Provided by:

Cheryl Ogle

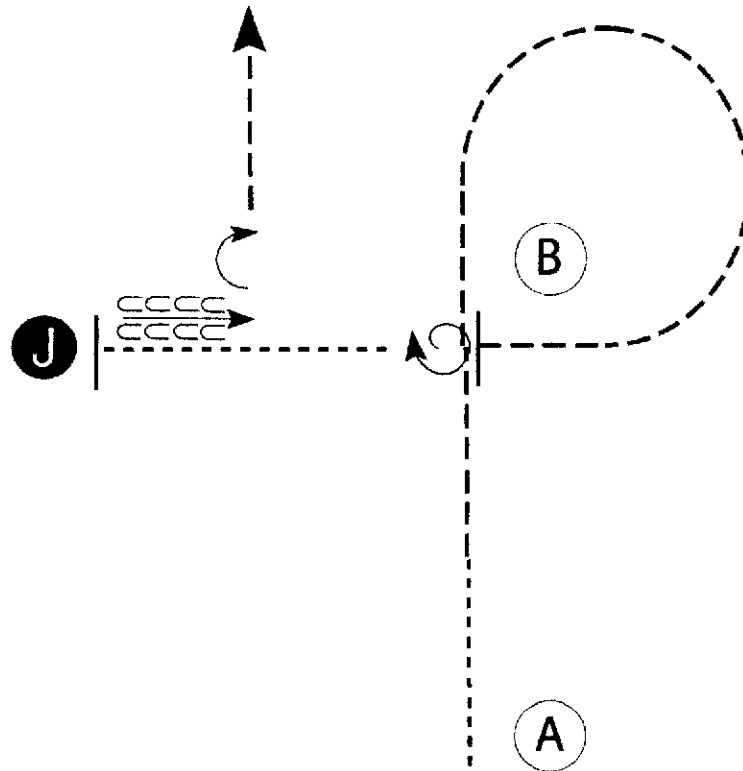
HAA-GLApHC Great Lakes Fall Harvest Show

Western Showmanship (All Breed, All Youth & Non Pro)

Show Date: Sept 8-10, 2023

www.HorseShowPatterns.com

www.HorseShowPatterns.com



Be ready at A.

1. Walk halfway to B.
2. Trot to and around B as shown.
3. Stop when just past B. Perform a 360 degree turn.
4. Walk to judge and set up for inspection.
5. When dismissed, back one horse length.
6. Perform a 90 degree turn and trot away.

Follow the instructions of your ring steward.

| | |
|--------|-----------|
| Walk | ----- |
| Trot | - - - - - |
| Back | ← 55555 |
| Marker | ⊙ B |
| Judge | ● J |

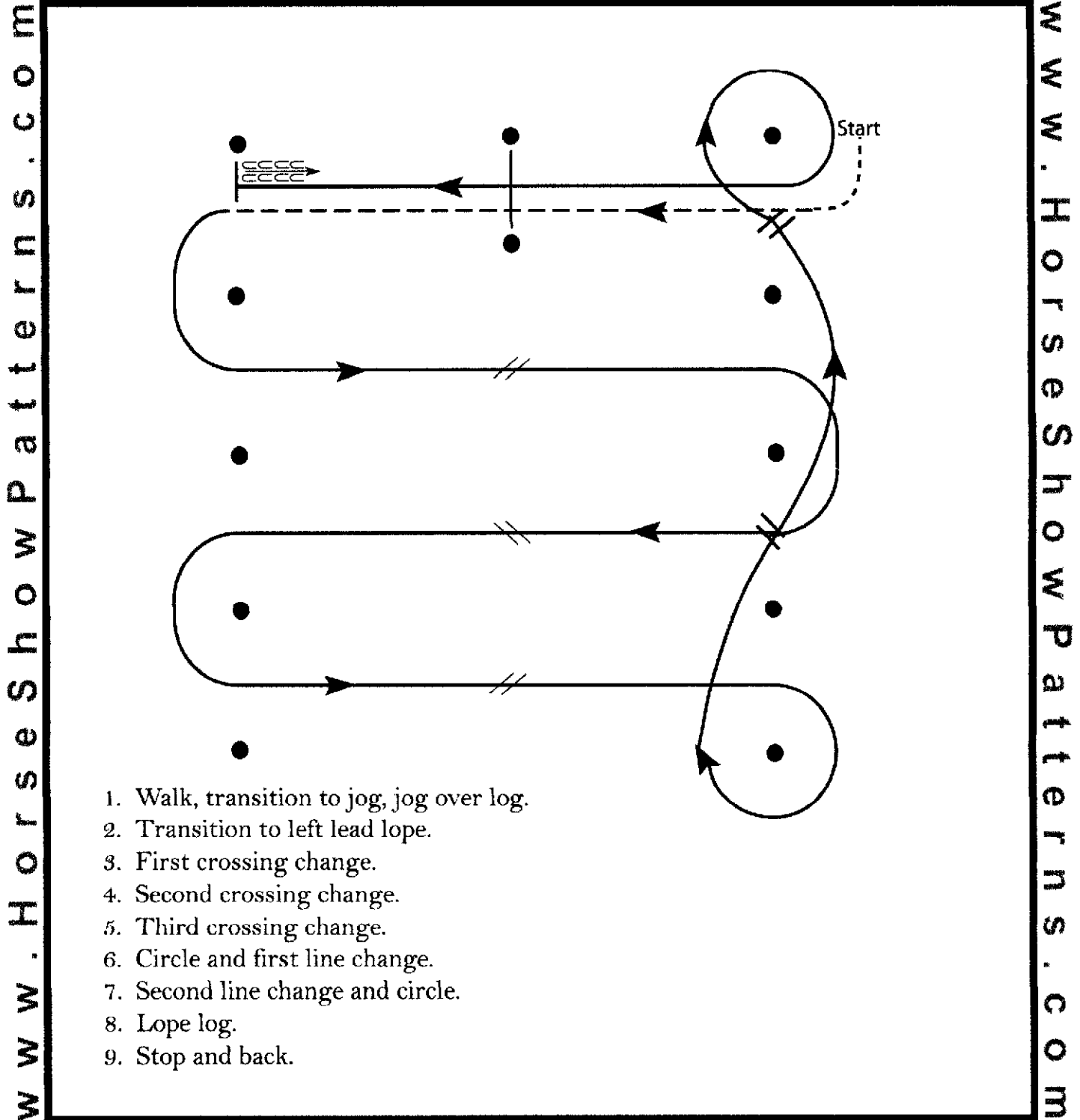
[S/2-79]

Pattern Provided by:
Cheryl Ogle

HAA-GLApHC Great Lakes Fall Harvest Show

Green Western Riding (Green)

Show Date: Sept 8-10, 2023



[WR/GP-2]

Pattern Provided by:

Cheryl Ogle

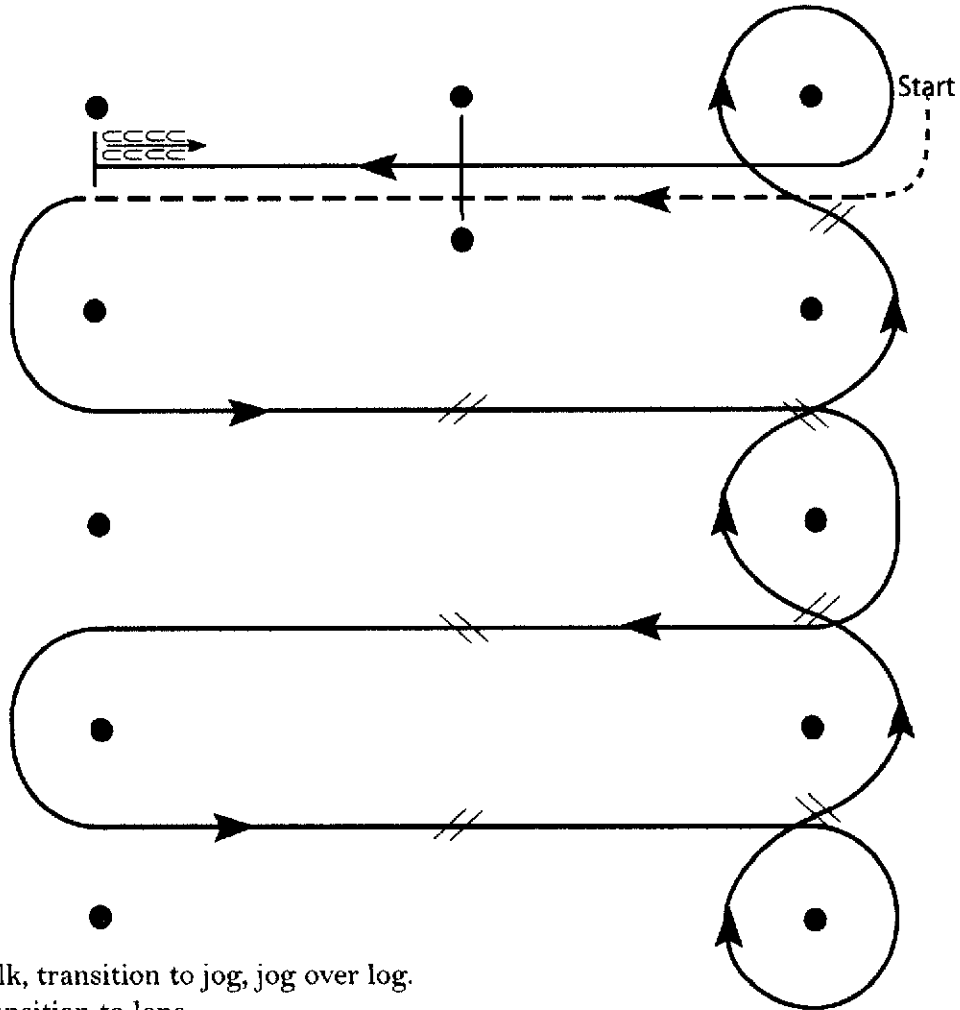
HAA-GLApHC Great Lakes Fall Harvest Show

Western Riding (Open, Youth & Non Pro)

Show Date: Sept 8-10, 2023

w w w . H o r s e S h o w P a t t e r n s . c o m

w w w . H o r s e S h o w P a t t e r n s . c o m



1. Walk, transition to jog, jog over log.
2. Transition to lope.
3. First crossing change.
4. Second crossing change.
5. Third crossing change.
6. Circle and first line change.
7. Second line change.
8. Third line change.
9. Fourth line change and circle.
10. Lope log.
11. Lope, stop and back.

[WR/OP-2]

Pattern Provided by:

Cheryl Ogle

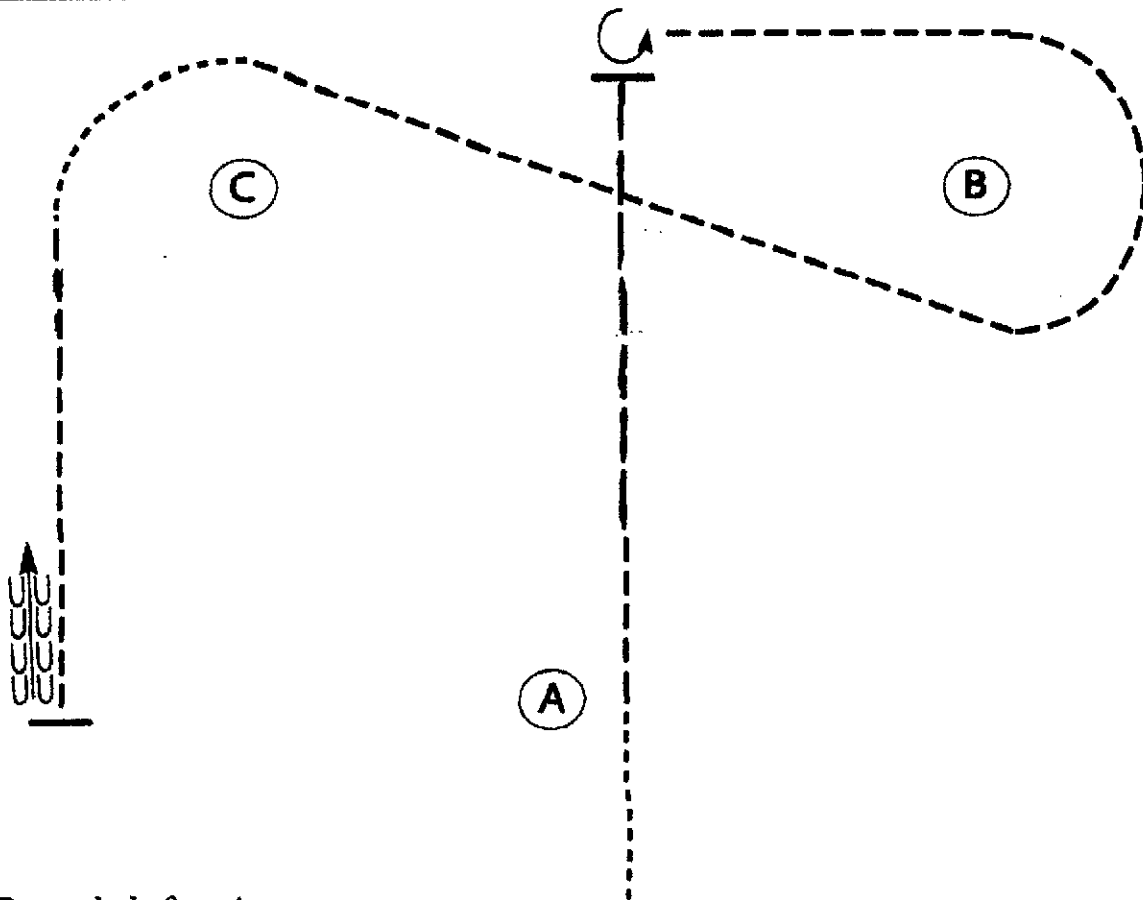
HAA-GLApHC Great Lakes Fall Harvest Show

Western Horsemanship (All Walk Trot Classes)

Show Date: Sept 8-10, 2023

www.HorseShowPatterns.com

www.HorseShowPatterns.com



Be ready before A.

1. Walk to A.
2. Jog/*EXTENDED JOG*
3. Stop and perform a 3/4 turn left.
4. Jog to and around B.
5. Continue the jog to C.
6. Break to walk and walk around C.
7. Jog until even with A.
8. Stop and back approximately one horse length and walk to exit.

| | |
|--------------|-------|
| Walk | |
| Jog | ----- |
| Extended Jog | ————— |
| Lope | ————— |
| Lead Change | |
| Back | |
| Marker | (B) |

Follow the instructions of your ring steward.

[WH/WT-01]

Pattern Provided by:

Cheryl Ogle

HAA-GLApHC Great Lakes Fall Harvest Show

Western Horsemanship (All Breed, All Youth & All Non Pro)

Show Date: Sept 8-10, 2023

www.HorseShowPatterns.com

www.HorseShowPatterns.com

Be ready before A.

1. Walk to A.
2. Extended jog until just past B and C.
3. Stop and perform a 3/4 turn left.
4. Lope on the right lead around B.
5. Perform a simple lead change halfway to C and lope around C.
6. Break to walk for 2 strides.
7. Jog until even with A.
8. Stop and back approximately one horse length and walk to exit.

| | |
|--------------|-----------|
| Walk | ----- |
| Jog | - - - - - |
| Extended Jog | - - - - - |
| Lope | ————— |
| Lead Change | ———X——— |
| Back | ←———— |
| Marker | ⓑ |

Follow the instructions of your ring steward.

[WH/2-91]

Pattern Provided by:

Cheryl Ogle

HAA-GLApHC Great Lakes Fall Harvest Show

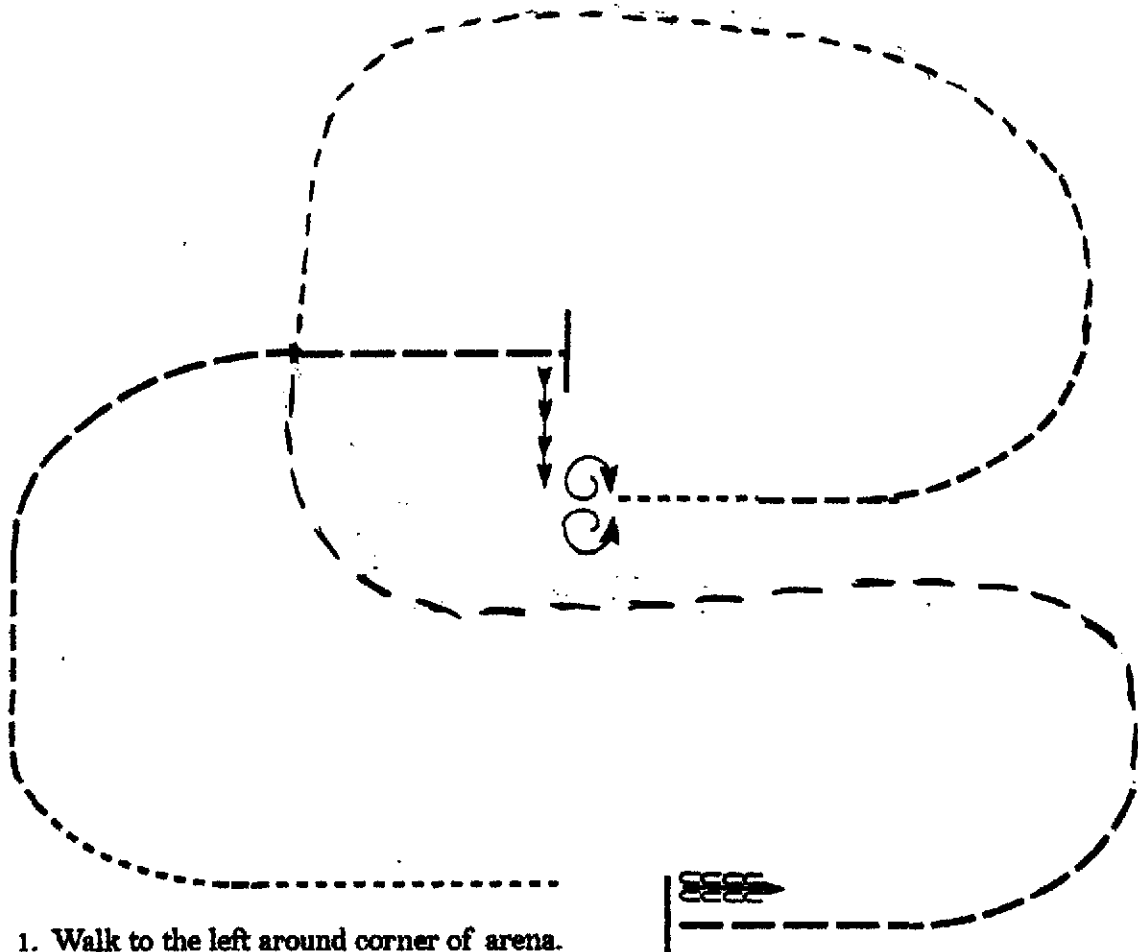
Ranch Riding

WT NonPro

Show Date: Sept 8-10, 2023

www.HorseShowPatterns.com

www.HorseShowPatterns.com



1. Walk to the left around corner of arena.
2. Trot
3. Extend alongside of the arena and around the corner to center.
4. Stop, side pass right
5. 360 degree turn each direction (either way 1st)
6. Walk.
7. Trot.

8. Extend trot
9. Stop and back

| | |
|--------------|-------|
| Walk | |
| Jog | ----- |
| Extended Jog | ----- |
| Lope | |
| Lead Change | |
| Back | ←←←←← |
| Marker | Ⓚ |

[RR/3]

Pattern Provided by:

Cheryl Ogle

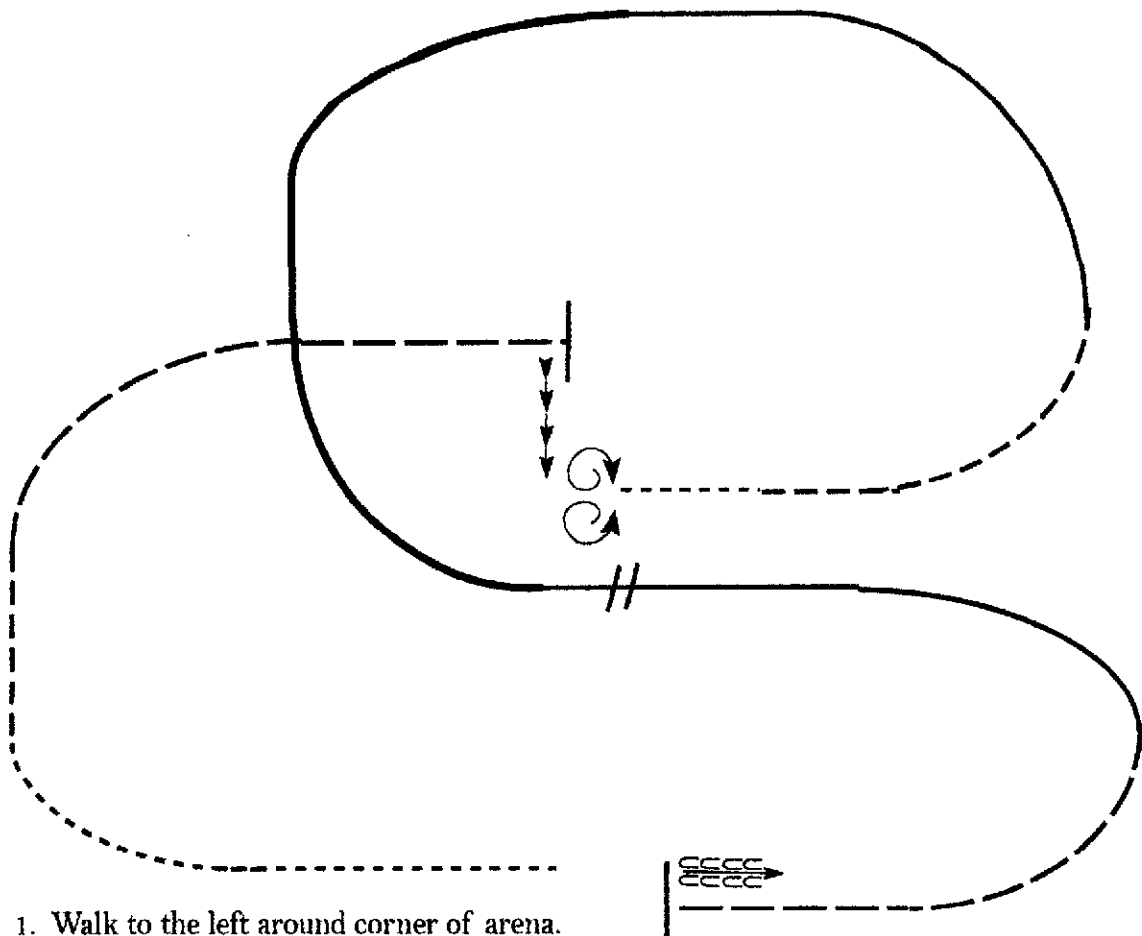
HAA-GLApHC Great Lakes Fall Harvest Show

Ranch Riding (All Classes (except WT NonPro))

Show Date: Sept 8-10, 2023

www.HorseShowPatterns.com

www.HorseShowPatterns.com



1. Walk to the left around corner of arena.
2. Trot
3. Extend alongside of the arena and around the corner to center.
4. Stop, side pass right
5. 360 degree turn each direction (either way 1st)
6. Walk.
7. Trot.
8. Lope left lead
9. Extend the lope
10. Change leads (simple or flying)
11. Collect to the lope
12. Extend trot
13. Stop and back

| | |
|--------------|-------|
| Walk | |
| Jog | ----- |
| Extended Jog | ----- |
| Lope | ————— |
| Lead Change | //// |
| Back | ←←←←← |
| Marker | ⓑ |

[RR/3]

Pattern Provided by:
Cheryl Ogle

HAA-GLApHC Great Lakes Fall Harvest Show

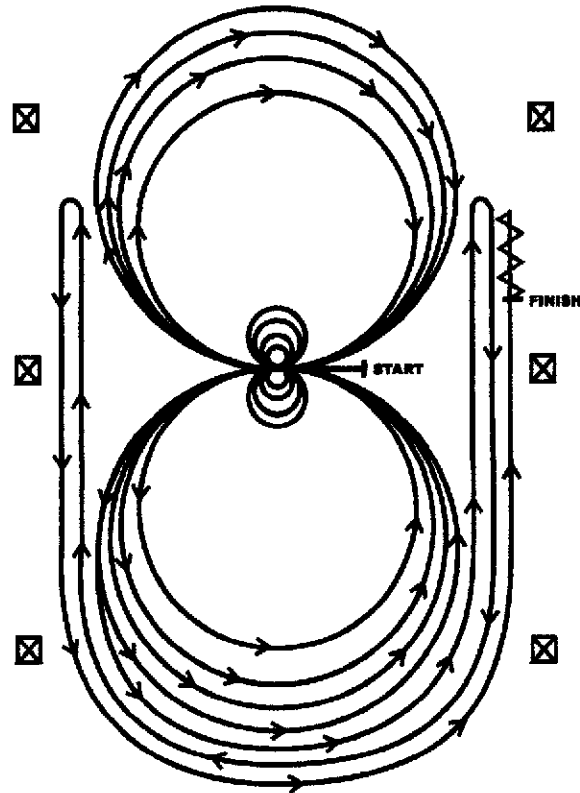
Reining (All Classes)

Show Date: Sept 8-10, 2023

www.HorseShowPatterns.com

www.HorseShowPatterns.com

REINING PATTERN 5



Horses may walk or jog to the center of arena. Horses must walk or stop prior to starting pattern. Beginning at the center of the arena facing the left wall or fence.

1. Beginning on the left lead, complete three circles to the left: the first two circles large and fast; the third circle small and slow. Stop at the center of the arena. Hesitate.
2. Complete four spins to the left. Hesitate.
3. Beginning on the right lead, complete three circles to the right: the first two circles large and fast; the third circle small and slow. Stop at the center of the arena. Hesitate.
4. Complete four spins to the right. Hesitate.
5. Beginning on the left lead, run a large fast circle to the left, change leads at the center of the arena, run a large fast circle to the right, and change leads at the center of the arena. (Figure 8)
6. Continue around previous circle to the left but do not close this circle. Run up the right side of the arena past the center marker and do a right rollback at least twenty feet (six meters) from the wall or fence—no hesitation.
7. Continue around previous circle but do not close this circle. Run up the left side of the arena past the center marker and do a left rollback at least twenty feet (six meters) from the wall or fence—no hesitation.
8. Continue back around previous circle but do not close this circle. Run up the right side of the arena past the center marker and do a sliding stop at least twenty feet (six meters) from the wall or fence. Back up at least ten feet (three meters). Hesitate to demonstrate completion of the pattern.

[R/AQHAP-5]

Pattern Provided by:

Cheryl Ogle

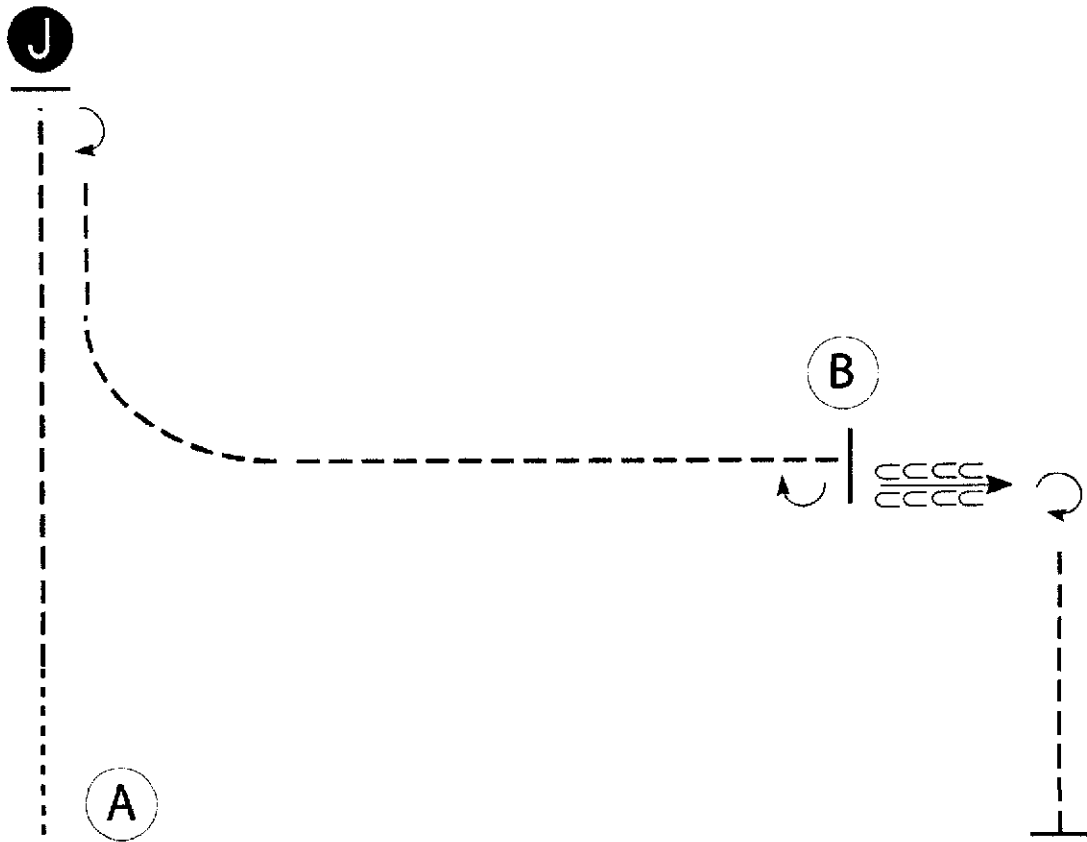
HAA-GLApHC Great Lakes Fall Harvest Show

English Showmanship (Youth 18 & Under)

Show Date: Sept 8-10, 2023

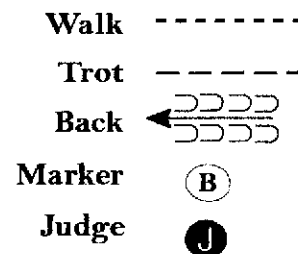
w w w . H o r s e S h o w P a t t e r n s . c o m

w w w . H o r s e S h o w P a t t e r n s . c o m



Be ready at A.

1. Walk two horse lengths then trot to the Judge, and stop.
2. Set up for inspection.
3. Perform a 180 degree turn.
4. Trot an arc to B and stop with your horse's shoulder at B.
5. Perform a 180 degree turn and back until you pass B.
6. Perform a 270 degree turn, trot until even with A, then stop.
7. Pattern is complete. Exit at the trot.



[S/2-97]

Pattern Provided by:

Cheryl Ogle

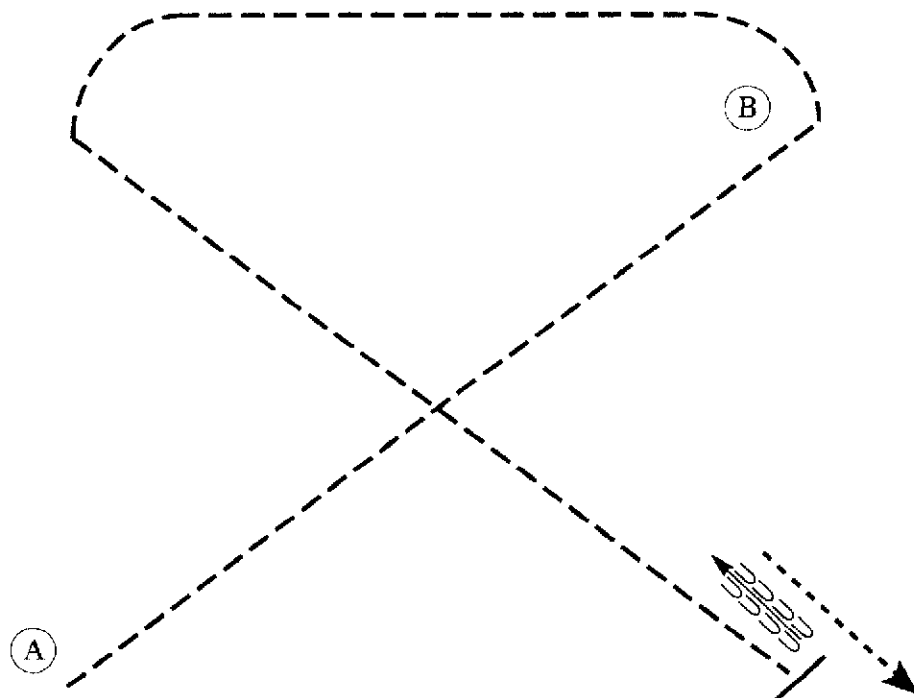
HAA-GLApHC Great Lakes Fall Harvest Show

Hunt Seat Equitation (All Walk Trot Classes)

Show Date: Sept 8-10, 2023

www.HorseShowPatterns.com

www.HorseShowPatterns.com



Be ready at A.

1. Sitting trot halfway to B.
2. Posting trot on the right diagonal to and around B.
3. Continue to trot on the right diagonal in a straight line and round the left side of arena.
4. After rounding the corner, change diagonals and post on the left diagonal across the arena toward the stop.
5. Halt when even with A and back approximately one horse length.
6. Demonstrate a walk for at least two horse lengths away from pattern.

| | |
|---------------|---------|
| Walk | |
| Trot | ----- |
| Extended Trot | ----- |
| Canter | ————— |
| Leg Yield | |
| Lead Change | ↘↙ |
| Back | ←←←← |
| Marker | ⓑ |
| Sidepass | ←-----← |
| Hand Gallop | ----- |

Follow the instructions of your ring steward.

[HSE/WT-61]

Pattern Provided by:

Cheryl Ogle

HAA-GLApHC Great Lakes Fall Harvest Show

Hunt Seat Equitation (All Breed, All Youth & All Non Pro)

Show Date: Sept 8-10, 2023

www.HorseShowPatterns.com

www.HorseShowPatterns.com

Be ready at A.

1. Sitting trot halfway to B.
2. Posting trot on the right diagonal to B.
3. Canter on the left lead from B across the arena..
4. Round the arena, then change leads.
5. Canter on the right lead on the diagonal.
6. Break to a trot on the left diagonal in a straight line to B.
7. Halt at B and back approximately one horse length.
8. Demonstrate a forward walk in a straight line from B for at least two horse lengths.

Follow the instructions of your ring steward.

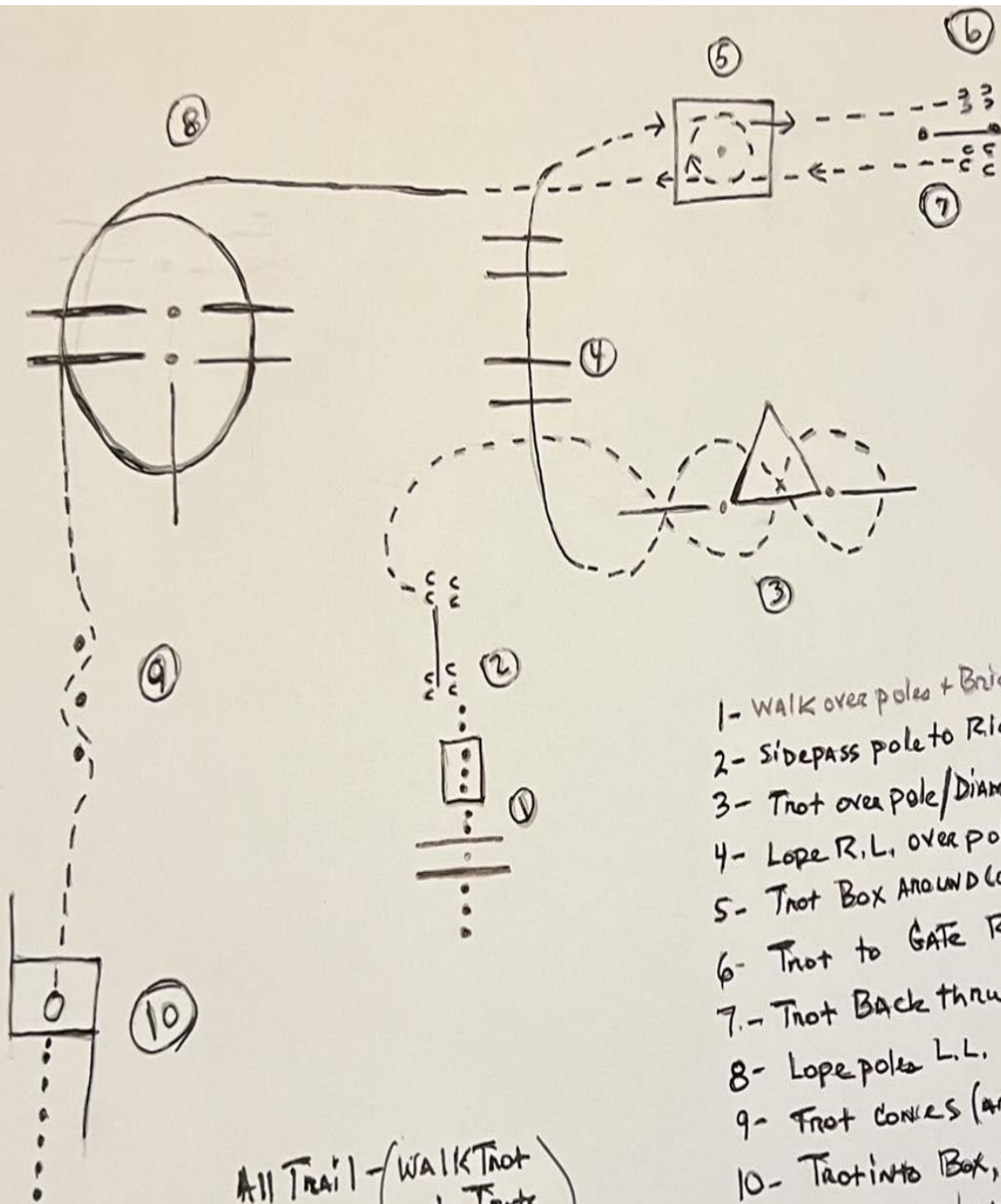
| | |
|---------------|-------|
| Walk | ----- |
| Trot | ----- |
| Extended Trot | ----- |
| Canter | ----- |
| Leg Yield | |
| Lead Change | ↙ |
| Back | ←←←← |
| Marker | ⓑ |
| Sidepass | ←→ |
| Hand Gallop | ----- |

[HSE/2-61]

Pattern Provided by:

Cheryl Ogle

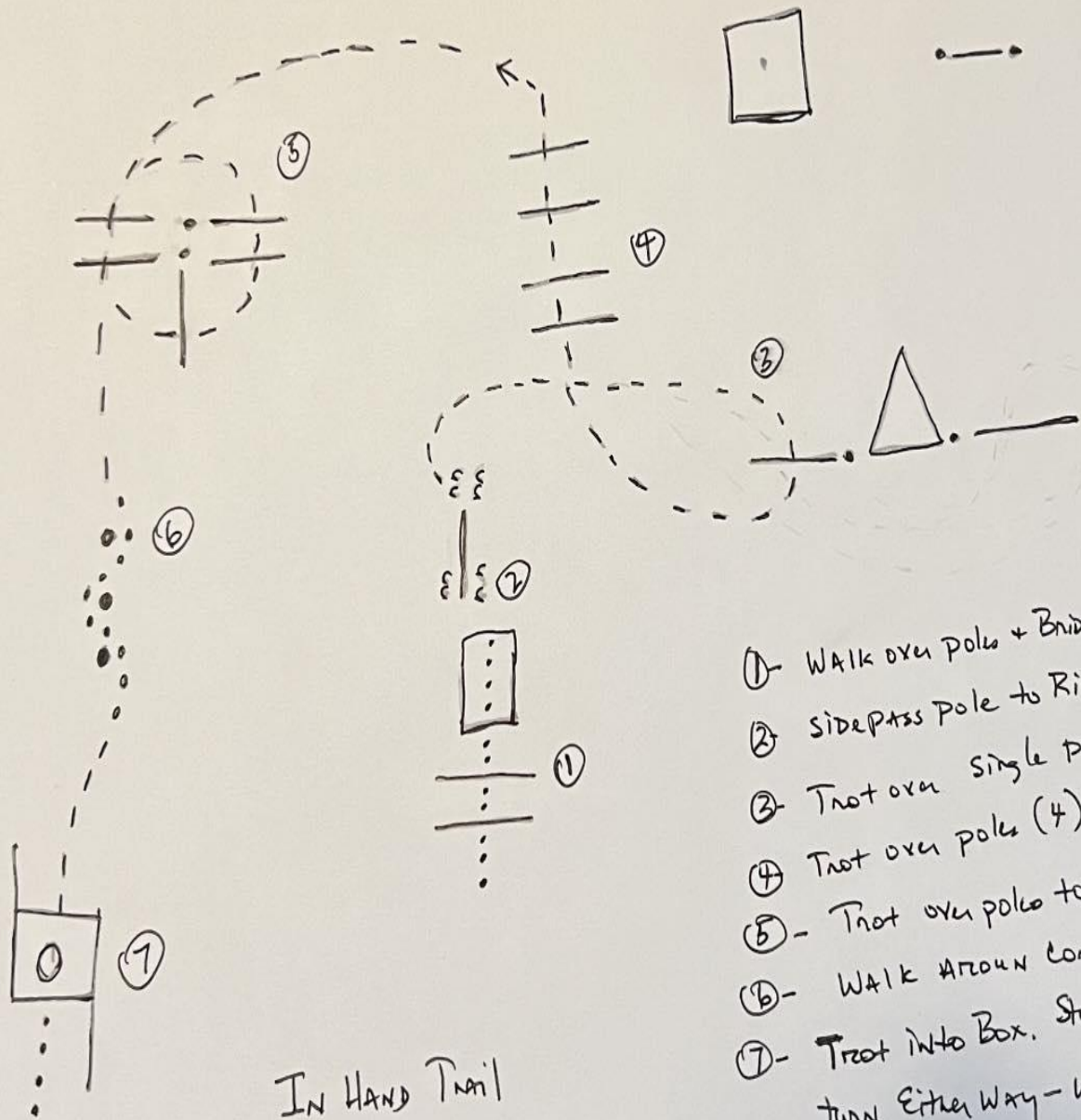
2023 Great Lakes Fall Harvest Trail Pattern (All Trail)



- 1- WALK over poles + Bridge
- 2- Sidepass pole to Right
- 3- Trot over pole/Diamond/pole
- 4- Lope R.L. over poles
- 5- Trot Box AROUND Cone (Right)
- 6- Trot to GATE R.H.
- 7- Trot BACK thru Box
- 8- Lope poles L.L.
- 9- Trot CONES (around)
- 10- Trot into Box, STOP, turn
Either way! WALK out!

All Trail - (WALK/Trot
only Trots)

2023 Great Lakes Fall Harvest In-Hand Trail Pattern



In Hand Trail

- ① - WALK over poles + Bridge
- ② - SIDEPASS pole to Right
- ③ - Trot over single pole
- ④ - Trot over poles (4)
- ⑤ - Trot over poles to left
- ⑥ - WALK AROUND CONE
- ⑦ - Trot into Box. Stop
TURN Either Way - WALK out!

2023 Great Lakes Fall Harvest Ranch Trail Pattern

